

B9232 Cast Key 2

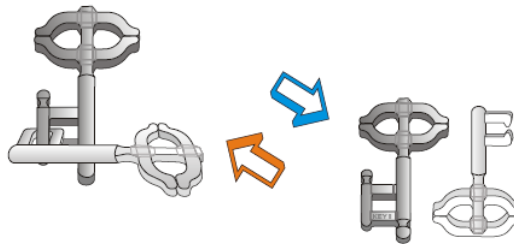


© Japan 2000-2006

All design and copyrights reserved

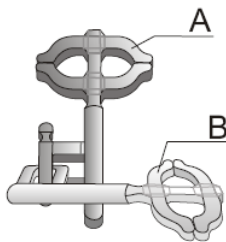
Exclusive European distribution
by Eureka bvba - 2812 Belgium

TM
®

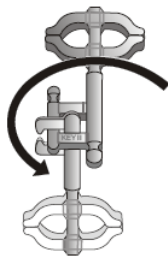


Design by Otake & Wong (JP)

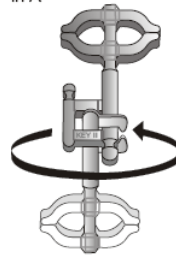
1. Start



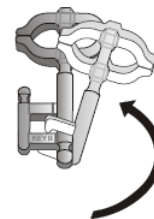
2. Turn B around to the other side



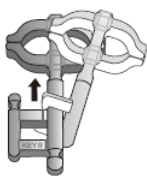
3. Rotate B 180 degrees to the right and into groove in A



4. Bring B upwards



5. Slide B through the small groove in A



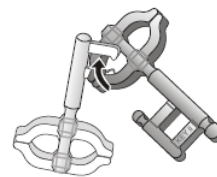
6. Turn B to hang downwards



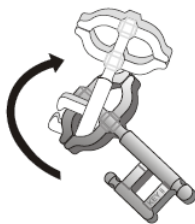
7. Slide B through the small groove in A and move B into the left hand space



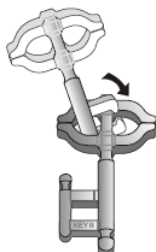
8. Continue to slide B round the top of A



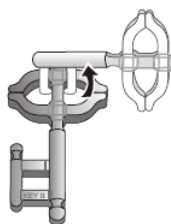
9. Bring B upwards



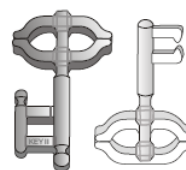
10. Rotate B 90 degrees to the right and pull it into the centre bar



11. Turn B right and pull it up and off A



12. The keys are separated



RABATTCOUPON:

Hier die gesuchte Anleitung zum Geduldspiel. Falls Sie Lust auf mehr Spiele haben, dann besuchen Sie unseren Onlineshop www.toys-for-all.de mit über 500 Geduldspielen aller Art. Als Bonus für Ihr Interesse erhalten Sie **5 % Rabatt** auf Ihre nächste Bestellung. Einfach den Code **geduldspiel-info** eingeben – eine ausführliche Anleitung zur Einlösung finden Sie auf www.toys-for-all.de.